



How to register and login to ARENAnet

1. Go to the ARENAnet website - <https://arenaomnistar.f1solutions.com.au/>
2. Click on Register Now and complete your registration details.

If you submitted your ARENA application you will already be registered and can reset your password from the ARENAnet homepage.

Log in

User name

Password

Log in

Can't access your account?
[Reset your password](#)

Don't have an ARENAnet account?
[Register now](#)

Log in with other providers

ARENA SSO

Register

Please fill out the fields below to create an account.

Email address *

Please note that your email address will be used for your username.

Your first name *

Your last name *

Choose a password *

The password must be a minimum of nine characters in length and contain at least four of the following four types of characters; uppercase, lowercase, numeric, non alphanumeric

Confirm your password *

I'm not a robot

reCAPTCHA
Privacy - Terms

* This is to prevent automated submissions.

« Back

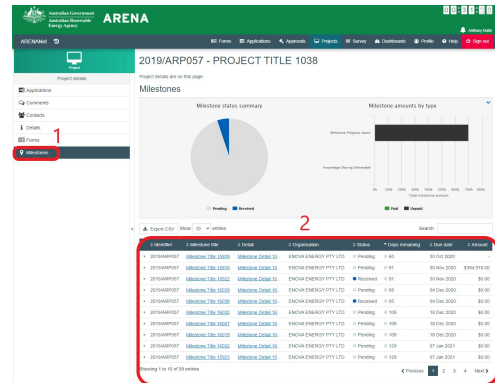
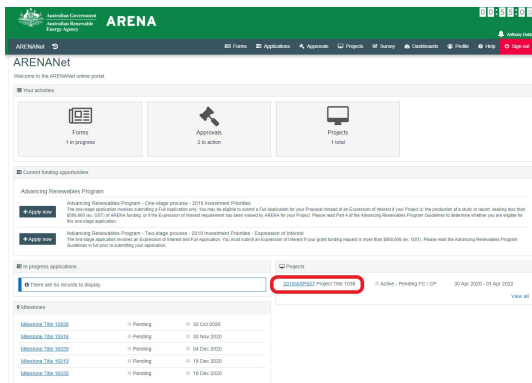
Register

3. Email your ARENA Projects team contact and cc gms@arena.gov.au that you have registered.
4. You will receive a confirmation email once you have been assigned to your project.

Note - if you login prior to confirmation you will not see any funding agreement deliverables or the deliverables you do see may not be accurate.

How to review your funding agreement deliverables

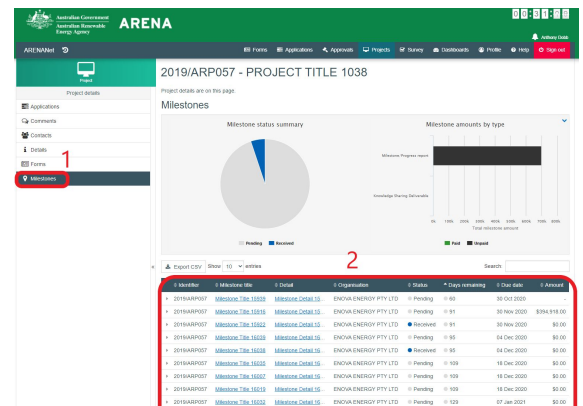
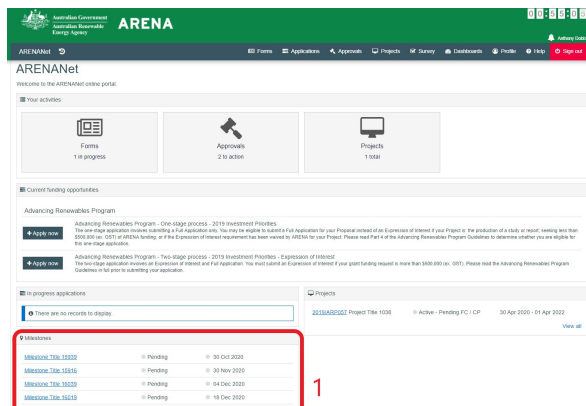
1. Log in to the ARENAnet website - <https://arenaomnistar.f1solutions.com.au/>
2. Click on your **project link**
Click the milestone tab (1)
Review your deliverables against the funding agreement (2)



How to submit a milestone report through ARENAnet

1. Log in to the ARENAnet website - <https://arenaomnistar.f1solutions.com.au/>
2. There are 2 ways to submit your milestone report

<p>Option 1</p> <p>Click on the milestone link (1)</p> <p>Click Submit report</p>	<p>Option 2</p> <p>Click the milestone tab (1)</p> <p>Click on the milestone link (2) Submit Report</p>
--	--



How to submit a variation request or notice through ARENAnet

1. Log in to the ARENAnet website - <https://arenaomnistar.f1solutions.com.au/>
2. Click on your **project link**
Click the forms tab (1)
Click **New Form** (2)
Select the form you (variation or notice) you want and complete

